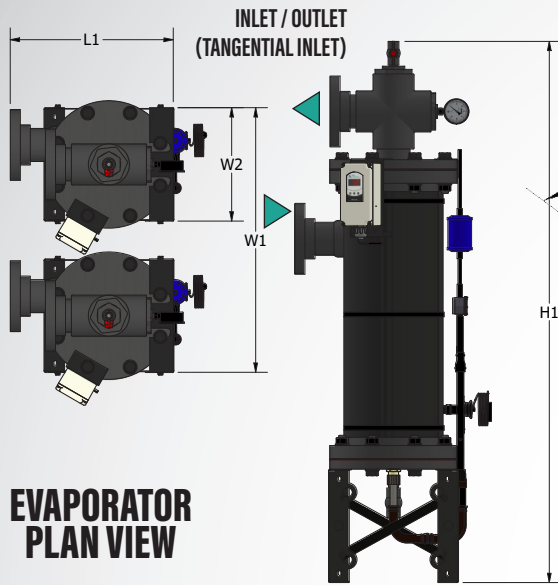




HYDROMARINE CHILLER 15 & 20 TONS - SPLIT

TITANIUM HEAT EXCHANGER FOR USE IN ALL AQUATIC CHILLING APPLICATIONS



EVAPORATOR PLAN VIEW

EVAPORATOR FRONT VIEW



CONDENSER DIMENSIONS

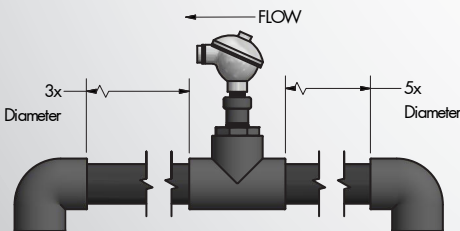
MODEL NUMBER	SPECIFICATIONS				DIMENSIONS (EVAP)			DIMENSIONS (CONDENSER)			POWER OPTIONS	
	Nominal Tonnage / BTUH	Vertical Air Discharge (CFM)	Δ PSI at max flow	Water Flow Range (GPM)	Length (L1)	Width (W)	Max. Height (H1)	Length (L)	Width (W)	Max. Height (H)	208-230V / 3 ph. MCA/MOCP	460V / 3 ph. MCA/MOCP
DH-SC-15	15 / 180 000	9 000	<5	150 - 200	18"	16.5" (W2)	60"	86"	48"	61"	60.8 / 80	29.9 / 40
DH-SC-20	20 / 240 000	12 000	<5	200 - 400	20"	36" (W1)	60"	86"	67"	61"	73.7 / 100	40.8 / 50

*MCA is the highest steady-state electrical current that the unit should see when operating correctly

*MOCP is the max recommended breaker size

*Nominal Tonnage is based on entering water temperature of 70°C

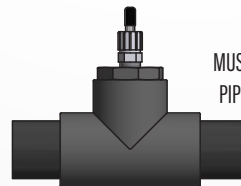
*Cut flow range in half if running evaporators in series



FIELD INSTALLED FLOW SWITCH

FLOW SWITCH NOTE:

FLOW SWITCH MUST BE INSTALLED HORIZONTALLY ON INLET OR OUTLET OF HEAT EXCHANGER, WITH MINIMUM STRAIGHT PIPE DISTANCES BEFORE AND AFTER AS SHOWN IN DRAWING. OPTIONAL FACTORY MOUNT & WIRE. (SHIPPED LOOSE)



THERMOWELL

THERMOWELL NOTE:

MUST BE INSTALLED ON INLET PIPING TO HEAT EXCHANGER. (SHIPPED LOOSE)

REMOVABLE TOP FOR EASY CLEANING

MANUAL AIR BLEED & PSI GAUGE

15 TON UNITS: 1 EVAP - Ø2" UNION
20 TON UNITS: 2 EVAPS - Ø3" FLANGE

DIGITAL TEMPERATURE CONTROLLER CAN BE FIELD RELOCATED IF DESIRED

REFRIGERANT TXV, SIGHT GLASS & FILTER DRYER ASSEMBLY CAN BE SHIPPED LOOSE FOR FIELD INSTALLATION IF VERTICAL PIPE SET IMPEDES INSTALLATION.

316 SS BASE FRAME & HARDWARE

INSULATED SCH80 PVC SHELL W/ MARINE GRADE ALUMINUM JACKET

NOTES:

- VERIFY LINE SET TUBING DIAMETERS FOR RUN AND RISE PER CARRIER IOM
- DUAL COMPRESSOR/EVAPORATOR DESIGN FOR INCREASED ENERGY EFFICIENCY, FLOW CAPABILITY AND REDUNDANCY.
- Gr.2 TITANIUM TUBE HEAT EXCHANGER COILS
- NORMAL OPERATING AMBIENT AIR TEMPERATURE: 50 F - 115 F
- ALL CONDENSING UNITS HAVE EER OF 11 OR BETTER.
- TOP DISCHARGE AREA SHOULD BE UNRESTRICTED FOR 48 INCHES MINIMUM
- AVOID PLACING UNIT IN DIRECT AREA OF ROOF RUNOFF OR CONSTANT WATER FLOW
- CONSULT **CARRIER** SPECIFIED CONDENSER CLEARANCES WHEN PLACING UNIT(S)
- SCH 80 PVC SHELL CONSTRUCTION WITH REMOVABLE FLANGED ENDS
- ALL 316 SS BASE AND HARDWARE
- MARINE GRADE ALUMINUM JACKET WITH SALTWATER CORROSION RESISTANT CLEAR COATING
- TEMPERATURE CONTROLLER CAN BE SET +/- 0.1° F/C. RECOMMENDED MINIMUM SETPOINT IS 50°F
- HAIL GUARD

OPTIONS:

- LOW AMBIENT MOTORMASTER KIT FOR OUTDOOR TEMPERATURES -20°F TO 50°F
- MARINE CONDENSER COATING FOR COASTAL APPLICATIONS
- ASME TITANIUM COIL
- NON-FUSED DISCONNECT
- EXPEDITED ASSEMBLY



Delta Hydronics

9100 Bolton Ave., Hudson, FL, 34667 (727) 861-2421 - info@deltahydro.com