



HYDROMARINE HEAT PUMP 15 & 20 TONS

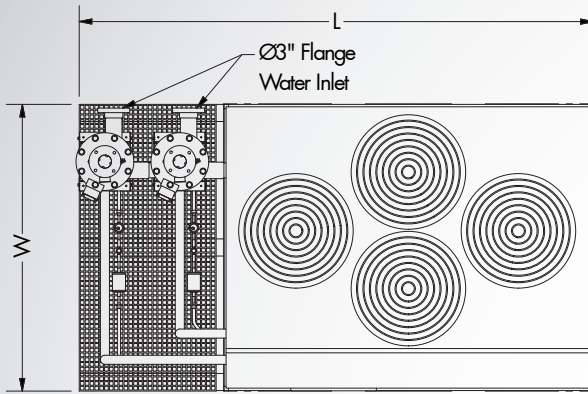
TITANIUM HEAT EXCHANGER FOR USE IN ALL AQUATIC CHILLING/HEATING APPLICATIONS



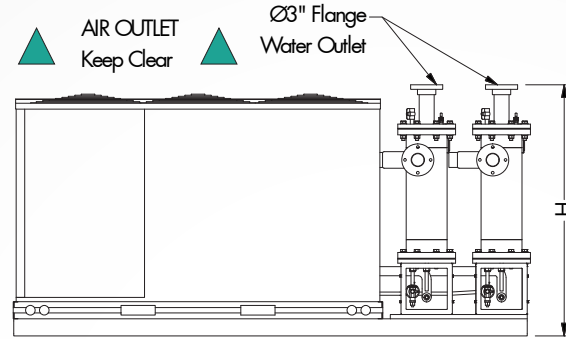
MANUAL AIR BLEED & PSI GAUGE

REMOVABLE TOP FOR EASY CLEANING

TANGENTIAL INLET



PLAN VIEW



FRONT VIEW

INSULATED 8" SCH80 PVC SHELL W/
316 SS JACKET & BASE FRAME



NOTES:

- DUAL COMPRESSOR/EVAPORATOR DESIGN FOR INCREASED ENERGY EFFICIENCY, FLOW CAPABILITY AND REDUNDANCY.
- CONDENSER AND SKID MOUNTED ON 4" MARINE GRADE ALUMINUM SQUARE TUBE
- NORMAL OPERATING AMBIENT AIR TEMPERATURE: 50 F - 115 F
- Gr.2 TITANIUM TUBE HEAT EXCHANGER COILS
- NORMAL OPERATING AMBIENT AIR TEMPERATURE: 50 F - 115 F
- ALL CONDENSING UNITS HAVE EER OF 11 OR BETTER.
- TOP DISCHARGE AREA SHOULD BE UNRESTRICTED FOR 48 INCHES MINIMUM
- AVOID PLACING UNIT IN DIRECT AREA OF ROOF RUNOFF OR CONSTANT WATER FLOW
- CONSULT **CARRIER** SPECIFIED CONDENSER CLEARANCES WHEN PLACING UNIT(S)
- SCH 80 PVC SHELL CONSTRUCTION WITH REMOVABLE FLANGED ENDS
- ALL 316 SS BASE, JACKET AND HARDWARE
- TEMPERATURE CONTROLLER CAN BE SET +/- 0.1° F/C. RECOMMENDED MINIMUM SETPOINT IS 45°F
- UNIT ARRIVES CHARGED WITH R-410A REFRIGERANT
- HAIL GUARD

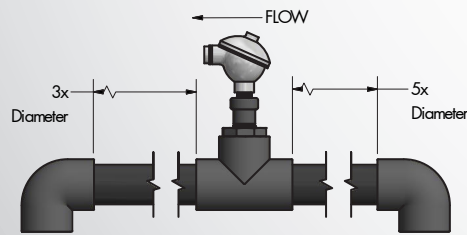
OPTIONS:

- LOW AMBIENT MOTORMASTER KIT FOR OUTDOOR TEMPERATURES -0°F TO 55°F
- MARINE CONDENSER COATING FOR COASTAL APPLICATIONS
- NON-FUSED DISCONNECT
- 115V CONVENIENCE OUTLET
- PRE-PLUMBED 3" COMMON HEADER WITH ISOLATION VALVES

MODEL NUMBER	SPECIFICATIONS				DIMENSIONS			POWER OPTIONS	
	Nominal Tonnage / BTUH	Vertical Air Discharge (CFM)	Δ PSI at max flow	Water Flow Range (GPM)	Length (L)	Width (W)	Max. Height (H)	208-230V / 3 ph. MCA	460V / 3 ph. MCA
DH-HP-15D	15 / 180 000	10 000	<5	160 - 300	120"	48"	61"	65.6	32.1
DH-HP-20D	20 / 240 000	14 000	<5	160 - 300	120"	67"	61"	73.7	40.8

*MCA is the highest steady-state electrical current that the unit should see when operating correctly

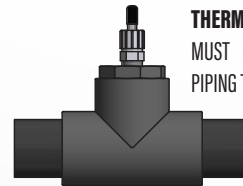
*Nominal Tonnage is based on entering water temperature of 70°F



FIELD INSTALLED FLOW SWITCH

FLOW SWITCH NOTE:

FLOW SWITCH MUST BE INSTALLED HORIZONTALLY ON INLET OF HEAT EXCHANGER, WITH MINIMUM STRAIGHT PIPE DISTANCES BEFORE AND AFTER AS SHOWN IN DRAWING. OPTIONAL FACTORY MOUNT & WIRE.



THERMOWELL

THERMOWELL NOTE:

MUST BE INSTALLED ON INLET PIPING TO HEAT EXCHANGER.



Delta Hydronics

9100 Bolton Ave., Hudson, FL, 34667 (727) 861-2421 - info@deltahydro.com